





SERIE PLANET

65,000 rpm

Convierte una fresadora o torno en una máquina rectificadora de interiores.




PLANET Series Features

- The PLANET 600 System has an adapted air exhaust system that keeps noise to a minimum.
- Excellent performance at a relatively low cost.
- Turns a milling machine or machining center into a Jig Grinding machine when attaching a standard adjustable boring head to the machine and utilizing the PLANET 600.
- When mounted in a turning center, the PLANET 600 can be used as a precision internal grinder.
- Can be used as a high speed grinder in specialty built machines.
- Collets ranging from 0.5mm thru 6.35mm are available to accommodate all the most common tool shanks.

Special Built-In type high speed bearings will withstand extended periods of operation.

Ultra Precision ball bearing technology has been developed due to several years of cooperative studies between Nakanishi and several major bearing manufacturers.



PLANET Series Connection Drawing

Clean, lubricated, and regulated air is required for PLANET Series spindles. Please refer to the diagram to the right for proper connections. AL-M1202 incorporates a filter, regulator and lubricator to provide the appropriate air.

